

***ENSTRUC***

---

WEAR PARTS AND ATTACHMENTS

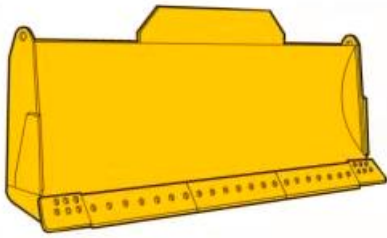
# DOZER BLADE TYPES AND THEIR APPLICATIONS

**Pushing heavy objects and large amounts of materials like sand, soil and debris? Loosening up and ripping compacted ground and rock formations? Use the wrong blade type or ripper design on your bulldozer and you will seriously slow down a project and affect profitability.**



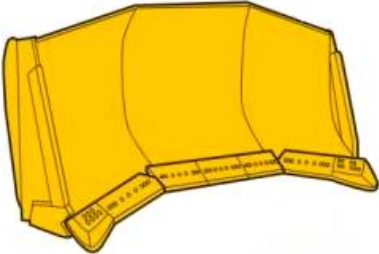
**The crawler dozer has come a long way over the years since it was developed – the first machines were unsteady, primitive and unreliable. However, today bulldozers are regarded as a key production tool in many overburden and earthmoving operations, demolition, construction and carrying out important duties in roadbuilding such as removing topsoil, filling the roadbed or smoothing the surface. The right choice of attachment for your bulldozer is critical to its productivity – don't let your machine down!**

## 1. S-BLADE (straight)



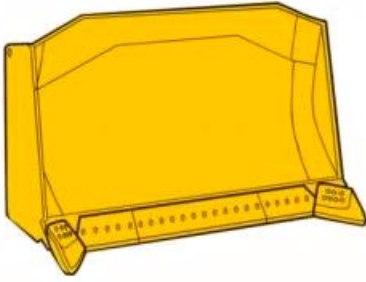
Straight blades (S) are the shortest type of bulldozer blade. They don't have side wings or a lateral curve to them. The straight shape limits the machine's ability to lift and carry loads, but it excels at pushing and handling medium-hard materials. S-blades are able to tilt when equipped with one tilt cylinder, and tilt and tip when equipped with two. Best suited for jobs like ditching, stripping, back-filling, grading, shaping and stumping.

## 2. U-BLADE (universal)



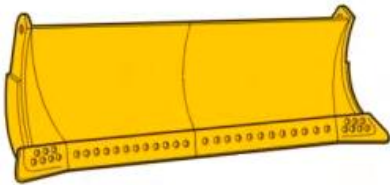
Universal blades (U) are the widest and tallest type of bulldozer blade. They are very curved with large side wings for carrying more material. U-blades are also an ideal tool for pushing material over longer distances. U-blades are able to tilt when equipped with one tilt cylinder, and tilt and tip when equipped with two. Ideal for ditching, handling loose loads, coal, woodchips and overburden.

### 3. SU-BLADE (semi-universal)




The SU-blade is a combination between the S-blade and the U-blade. It is much like the S-blade but with a deeper profile and closed ends for pushing granular materials for longer. With the right abrasion-resistant build, the SU-blade can handle materials like gravel and large angular pieces of rock. They can tilt when equipped with one tilt cylinder, and tilt and tip when equipped with two. Applications include ditching, stripping, backfilling, stumping, levelling and crowning.

### 4. A-BLADE (angle)



Angle blades (A) are straight blades with no side wings which make it prone to material spillage. It is particularly useful for pushing material or debris off to the side whereas S, U and SU-blades do not have this capability. The A-blade is mounted to the bulldozer in the centre of the panel which allows the blade to be angled up to 30 degrees to the left or right. Best suited for soft-medium hard materials and are commonly used in shaping, ditching, stripping and stumping.

## 5. PAT-BLADE (power, angle, tilt)



Power-Angle-Tilt blades (PAT) are S-blades that can angle, tilt, and lift in almost any direction. PAT-blades are mounted in the centre of the panel like the A-blade, but because of its movement versatility, spillage is less of a problem than with the S-blade. Considered the best multipurpose type of bulldozer blade, PAT-blades are commonly used in levelling, scraping, grading, land-clearing, spreading and backfilling.



**Our dozer blades are custom-made to suit your bulldozer and application. We offer wear packages with abrasion-resistant materials and G.E.T. to meet the toughest conditions and productivity goals.**



# **ENSTRUC**

WEAR PARTS AND ATTACHMENTS

[WWW.ENSTRUC.COM](http://WWW.ENSTRUC.COM) | [INFO@ENSTRUC.COM](mailto:INFO@ENSTRUC.COM)